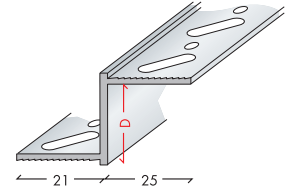
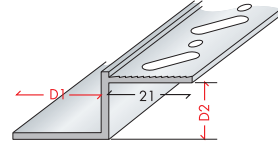
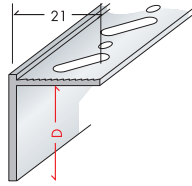
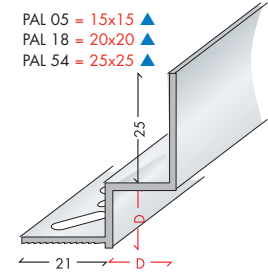


PALCO™



Dry Lining Trims

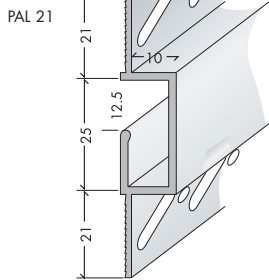
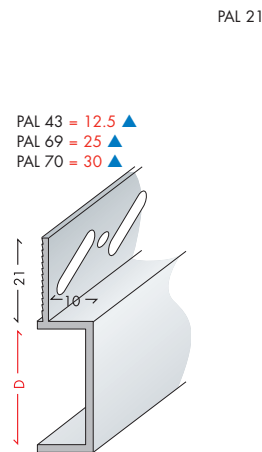
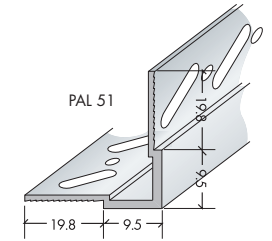
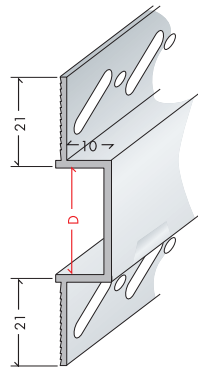
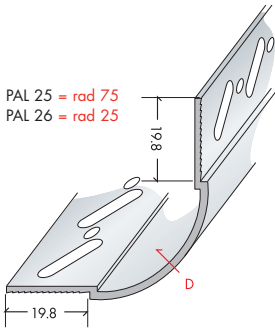
▲ These items can be supplied curved.



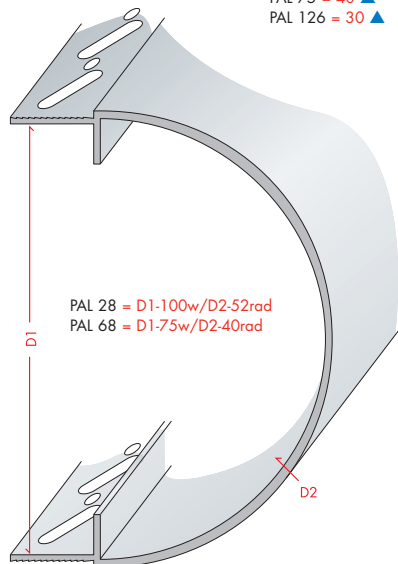
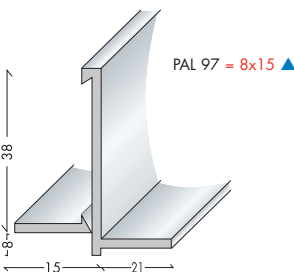
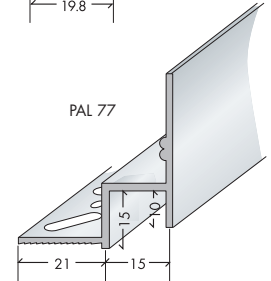
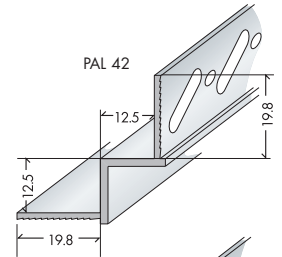
- PAL 13 = 12.5 ▲
- PAL 56 = 4 ▲
- PAL 57 = 15 ▲
- PAL 58 = 19 ▲
- PAL 59 = 50 ▲
- PAL 60 = 75 ▲
- PAL 61 = 100 ▲
- PAL 102 = 150 ▲
- PAL 103 = 200 ▲

- PAL 12 = D1=15/ D2=10 ▲
- PAL 16 = D1=12.5/ D2=10 ▲
- PAL 17 = D1=25/ D2=10 ▲
- PAL 62 = D1=6/ D2=10 ▲
- PAL 63 = D1=9/ D2=10 ▲
- PAL 64 = D1=20/ D2=10 ▲
- PAL 65 = D1=30/ D2=10 ▲
- PAL 66 = D1=40/ D2=10 ▲
- PAL 67 = D1=50/ D2=10 ▲
- PAL 93 = D1=15/ D2=15 ▲
- PAL 123 = D1=125/ D2=8 ▲

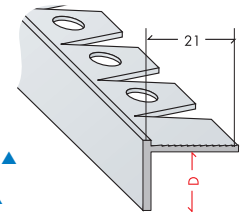
PAL 19 = 12.5
PAL 20 = 25



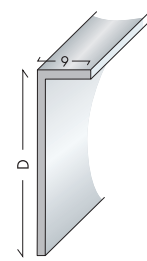
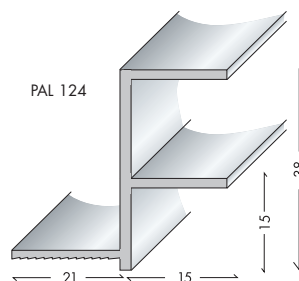
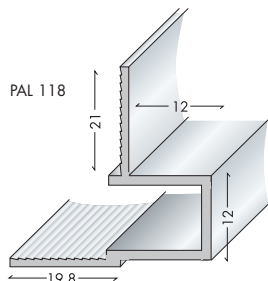
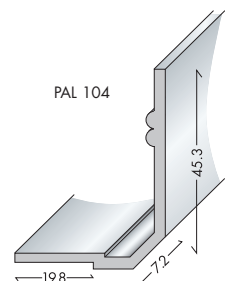
- PAL 24 = 100 ▲
- PAL 73 = 75 ▲
- PAL 74 = 50 ▲
- PAL 75 = 40 ▲
- PAL 126 = 30 ▲



- PAL 6 Flexi = 25 ▲
- PAL 13 Flexi = 12.5 ▲
- PAL 56 Flexi = 4 ▲
- PAL 57 Flexi = 15 ▲
- PAL 58 Flexi = 19 ▲

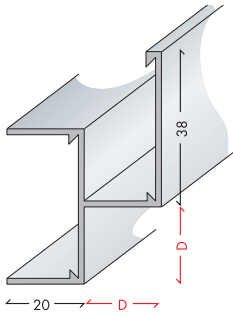


Skirting Trims

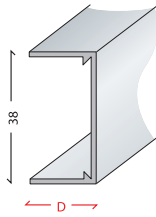


Suspended Ceiling Trims

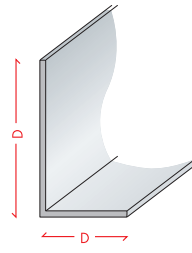
▲ These items can be supplied curved.



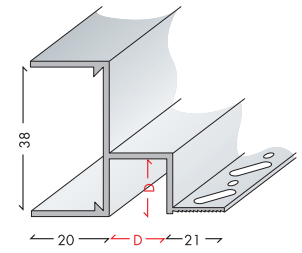
PAL 01 = 15x15 ▲
PAL 29 = 20x20 ▲
PAL 30 = 25x25 ▲



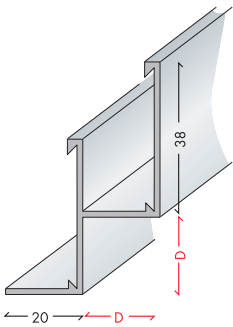
PAL 03 = 20 ▲
PAL 82 = 15 ▲



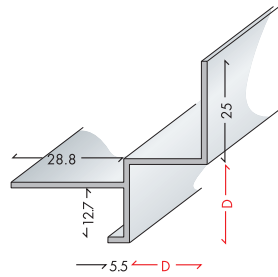
PAL 10 = 19x32 ▲
PAL 78 = 50x50 ▲
PAL 79 = 15x32 ▲
PAL 80 = 25x40 ▲
PAL 94 = 25x25 ▲
PAL 98 = 25x50 ▲
PAL 112 = 45x67.5 ▲



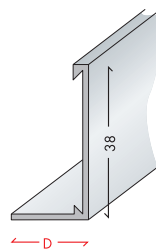
PAL 11 = 15x15 ▲
PAL 81 = 20x20 ▲
PAL 96 = 25x25 ▲



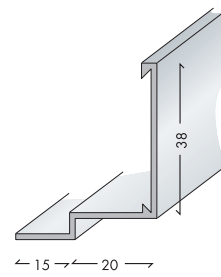
PAL 31 = 15x15 ▲
PAL 32 = 20x20 ▲
PAL 76 = 25x25 ▲



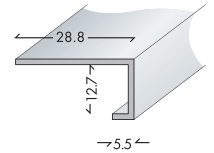
PAL 33 = 20x20 ▲
PAL 34 = 15x15 ▲



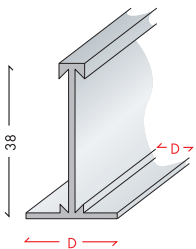
PAL 35 = 15x38 ▲
PAL 36 = 20x38 ▲



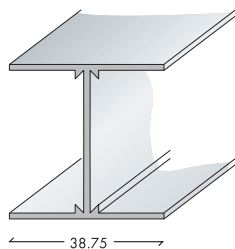
PAL 37 ▲



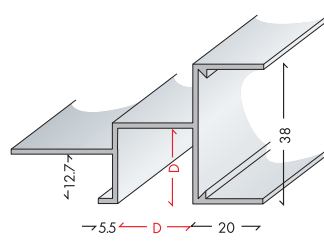
PAL 38



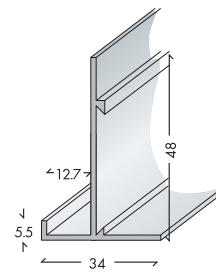
PAL 39 = 15/4.35 ▲
PAL 40 = 24/8.85 ▲
PAL 71 = 20/6.85 ▲
PAL 72 = 40/16.85 ▲



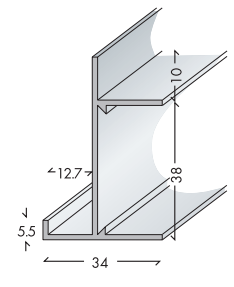
PAL 41 ▲



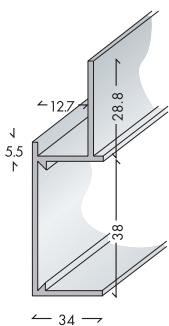
PAL 45 = 20x20 ▲
PAL 46 = 15x15 ▲



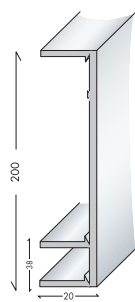
PAL 47



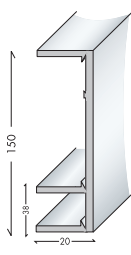
PAL 48



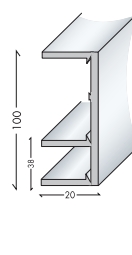
PAL 49 ▲



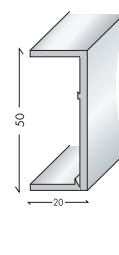
PAL 108 ▲



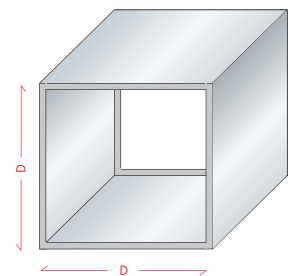
PAL 109 ▲



PAL 110 ▲



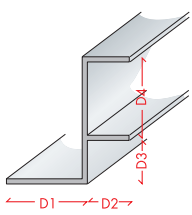
PAL 111 ▲



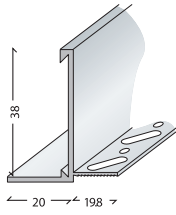
PAL 114 = 12.5x12.5 ▲
PAL 115 = 15x15 ▲
PAL 116 = 20x20 ▲
PAL 117 = 25x25 ▲

Suspended Ceiling Trims

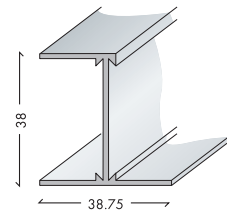
▲ These items can be supplied curved.



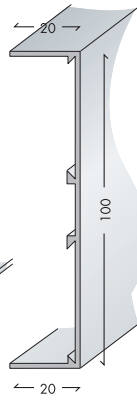
PAL 83 = D1=19/D2=9/
D3=9/D4=19 ▲



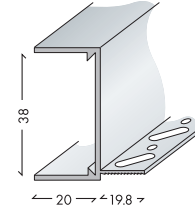
PAL 84 ▲



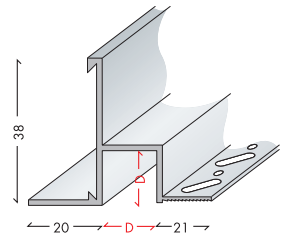
PAL 85 ▲



PAL 86 ▲

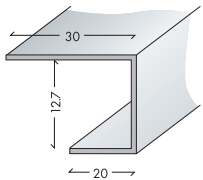


PAL 87 ▲

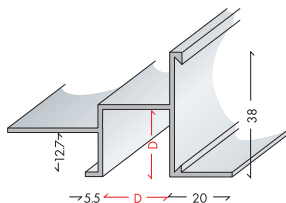


PAL 88 = 15x15 ▲
PAL 89 = 20x20 ▲
PAL 95 = 25x25 ▲

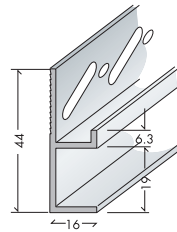
PAL 113 = D1=15/D2=15/
D3=8/D4=19 ▲



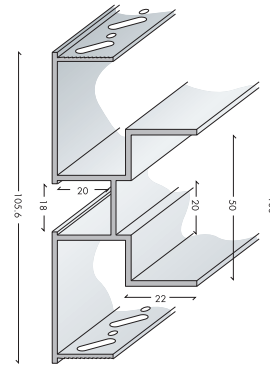
PAL 90 MF6A ▲



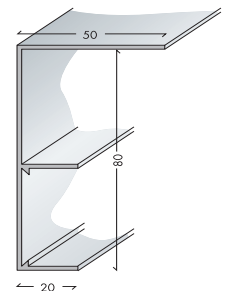
PAL 91 = 20x20 ▲
PAL 92 = 15x15 ▲



PAL 99

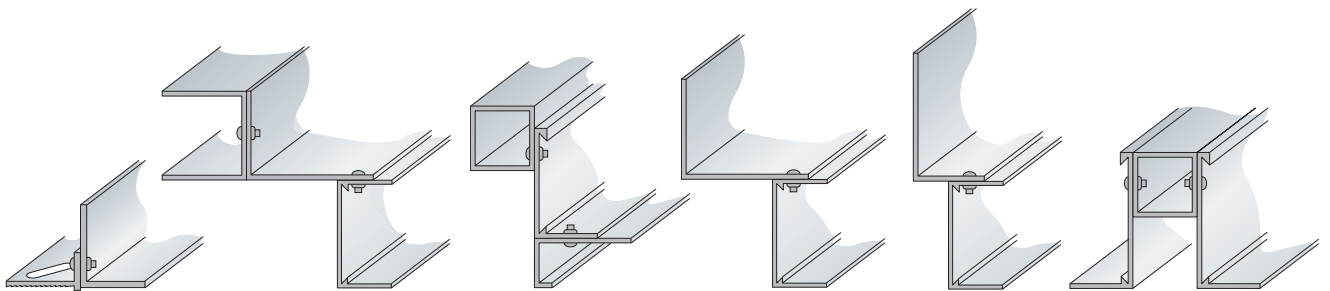


PAL 100



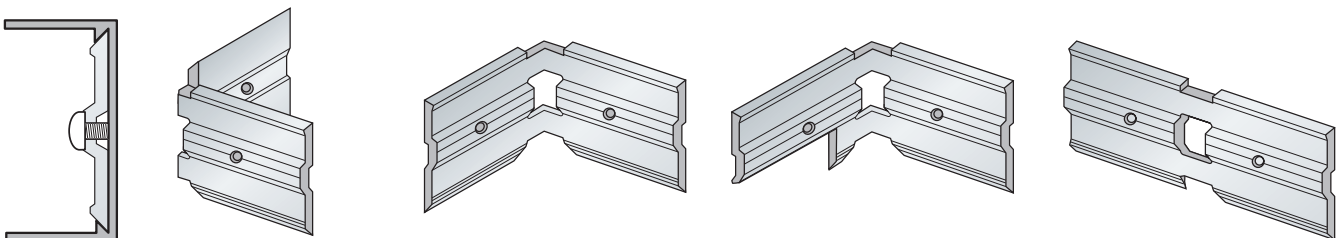
PAL 101

Designer Trims -



Designer trims can produce special section details by using a combination of trims from our standard range together with standard stock aluminium sections where applicable, fixed together by the use of 'pop rivets'. The range is limited only by your imagination and our drawings show just a few of the possibilities.

Wedglock Cleats - Screws are supplied on request



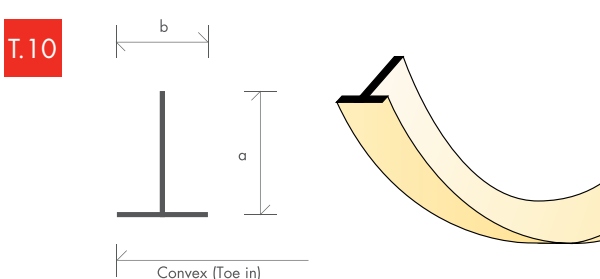
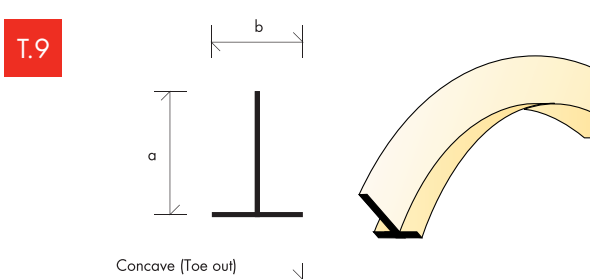
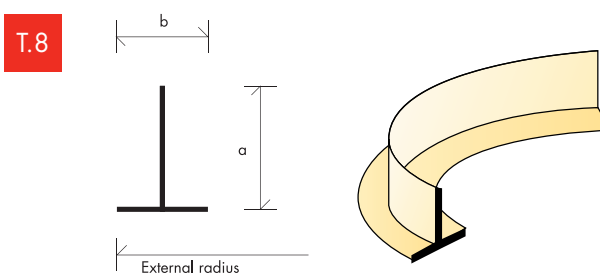
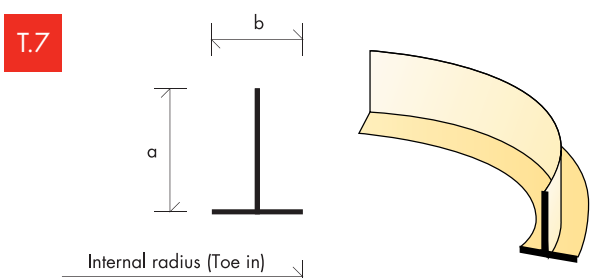
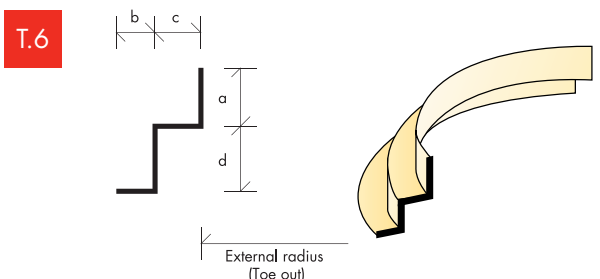
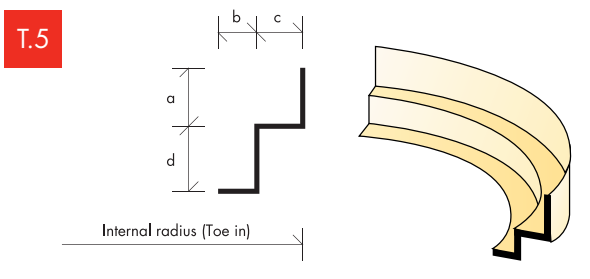
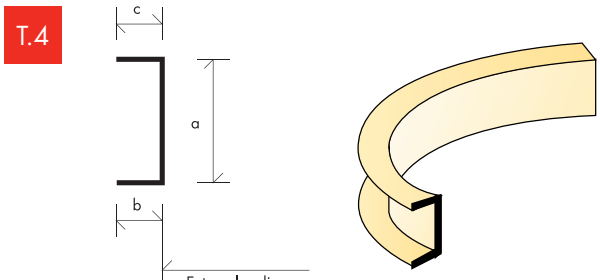
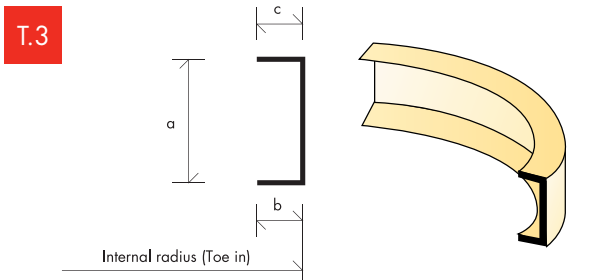
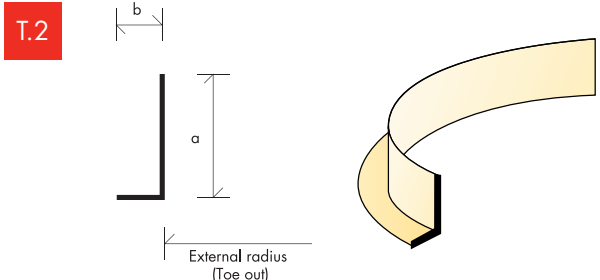
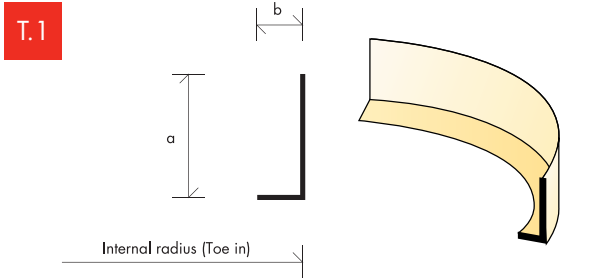
External corner cleat

Internal corner cleat

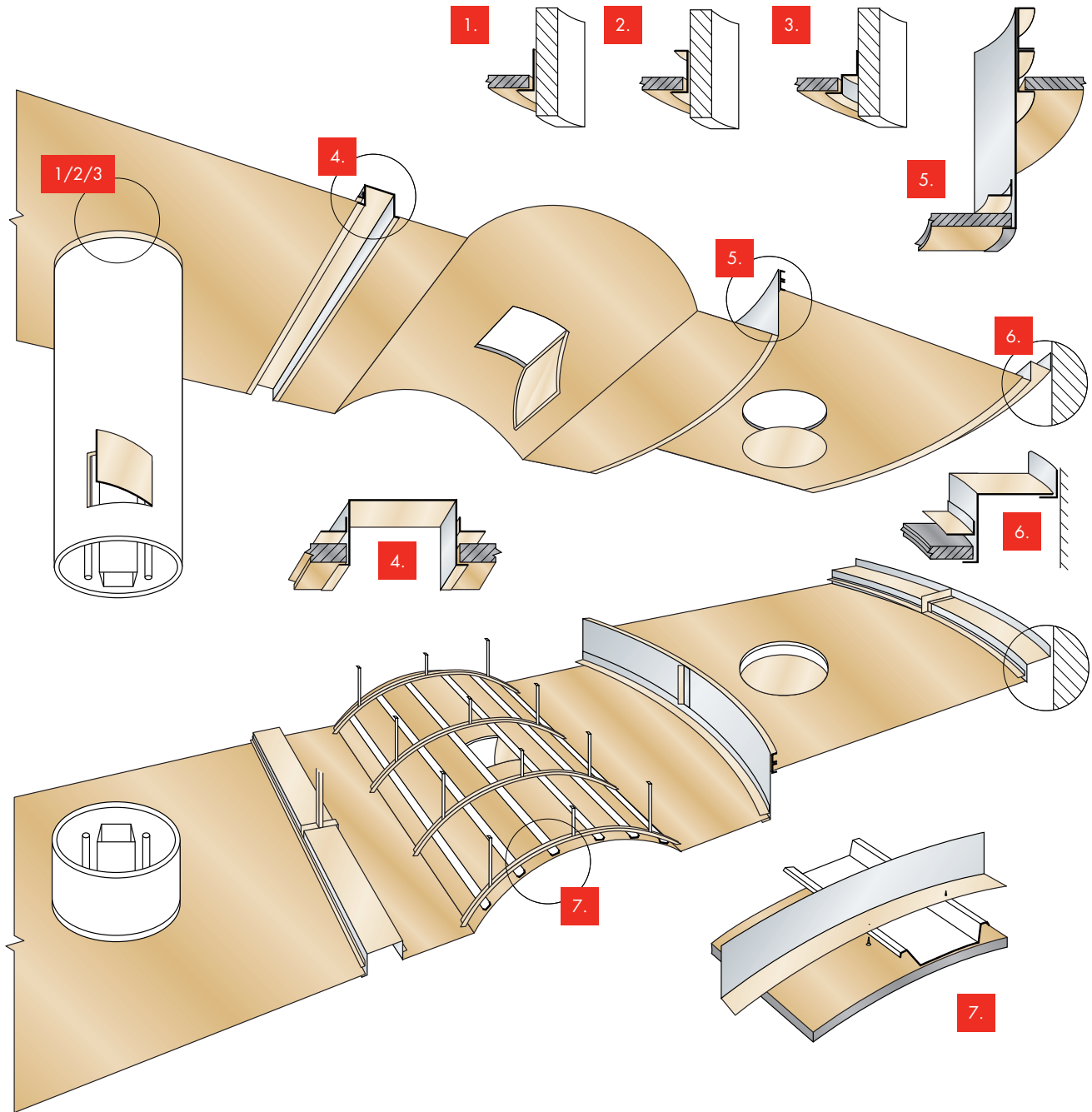
Connector cleat

Straight cleat

Curved Perimeter Trim and Column Rings



Metal Craft



Metal Craft extending the supply and widening the range of PALCO products and services to the interior finishing industry.

Paladio Metal Craft encompasses the wide range of fabricated metal sections that PALCO supplies to the suspended ceilings industry. These sections fulfil different functions, and allow specifiers and contractors a high degree of design flexibility in the use of both straight and curved profiles.

All the sections are custom made to individual requirements, and can be manufactured in a wide variety of shapes and sizes, types of metal and finishes, and in different radii.

The drawings above show the following details:

- 1 - 3 - Curved perimeter trims and column rings
- 4 - Lighting troughs
- 5 - Upstands
- 6 - Blind boxes
- 7 - Arched ribs

Arched ribs are used as a primary sub-grid for forming vaulted ceilings, or for supporting lattice work in shaped bulkheads.

PALCO also supplies:

- Curved cladding
- Downlighter bezels
- Fascias
- Curved and circular access panels for walls and ceilings
- Pelmets
- Closure angles